


# Metro Bike Map

April 2006



**M Metro**

## Bike Safety Tips

**Obey all traffic signs & signals**

- Do not pass on the right
- Do not ride against traffic
- Use hand signals

**Ride in a straight line**

- Do not weave between parked cars
- Follow lane marking
- Do not ride on sidewalks

**Ride defensively**

- Watch for cars pulling out
- Make eye contact with drivers making turns
- Scan the road behind you

**Be bike-safe**

- Ride a well-equipped bike
- Inspect your bike regularly
- Use a helmet
- Wear light color clothing at night and bright colors during the day
- Make sure your bike has a bell and have water/liquids readily available

## Using A Bike Map

**CLASS I - Off Road Paved Bike Path**  
A completely separated bidirectional right-of-way designated for bicycles.

**CLASS II - On Road Striped Bike Lane**  
A striped lane for on-way bike travel on a roadway.

**CLASS III - On Road Bike Route (signage only)**  
Streets designated as preferred routes through high demand corridors.

OFF ROAD - Unpaved

## Metro Bus Bike Rules

Metro's Bikes on Buses program is simple. Just pay your normal fare and load your bicycle in the rack at the front of the bus - free! Loading instructions are right by the rack, which is designed to hold each bicycle separately and in place with a spring-loaded clamp.

- Metro Bus bike racks hold two bikes; if the rack is full, please wait for the next bus
- You are responsible for loading, securing and unloading your bicycle from the rack
- Do not step into traffic while loading or unloading your bike
- If an object rolls under the bus, do not retrieve it; tell the operator and wait for the bus to pull away, then retrieve it
- Make your bike "rack ready" by removing water bottles, pumps or any loose items that might fall off
- Tandem bikes or bikes with motors, solid wheels, large racks, child seats or other attachments are not allowed on racks
- Folded bikes can be taken on board the bus

## Metro Rail Bike Rules

Metro Rail welcomes cyclists, however, trains are often crowded and space for bikes is limited, especially during rush hours. Bikes are allowed to board trains except for the following times and directions:

**Morning (6:30am - 8:30am) Weekday Restrictions:**  
Metro Blue Line northbound, Metro Gold Line southbound, Metro Green Line westbound, Metro Red Line both directions from Union Station to Wilshire/Vermont

**Afternoon (4:30pm - 6:30pm) Weekday Restrictions:**  
Metro Blue Line southbound, Metro Gold Line northbound, Metro Green Line eastbound, Metro Red Line both directions from Union Station to Wilshire/Vermont

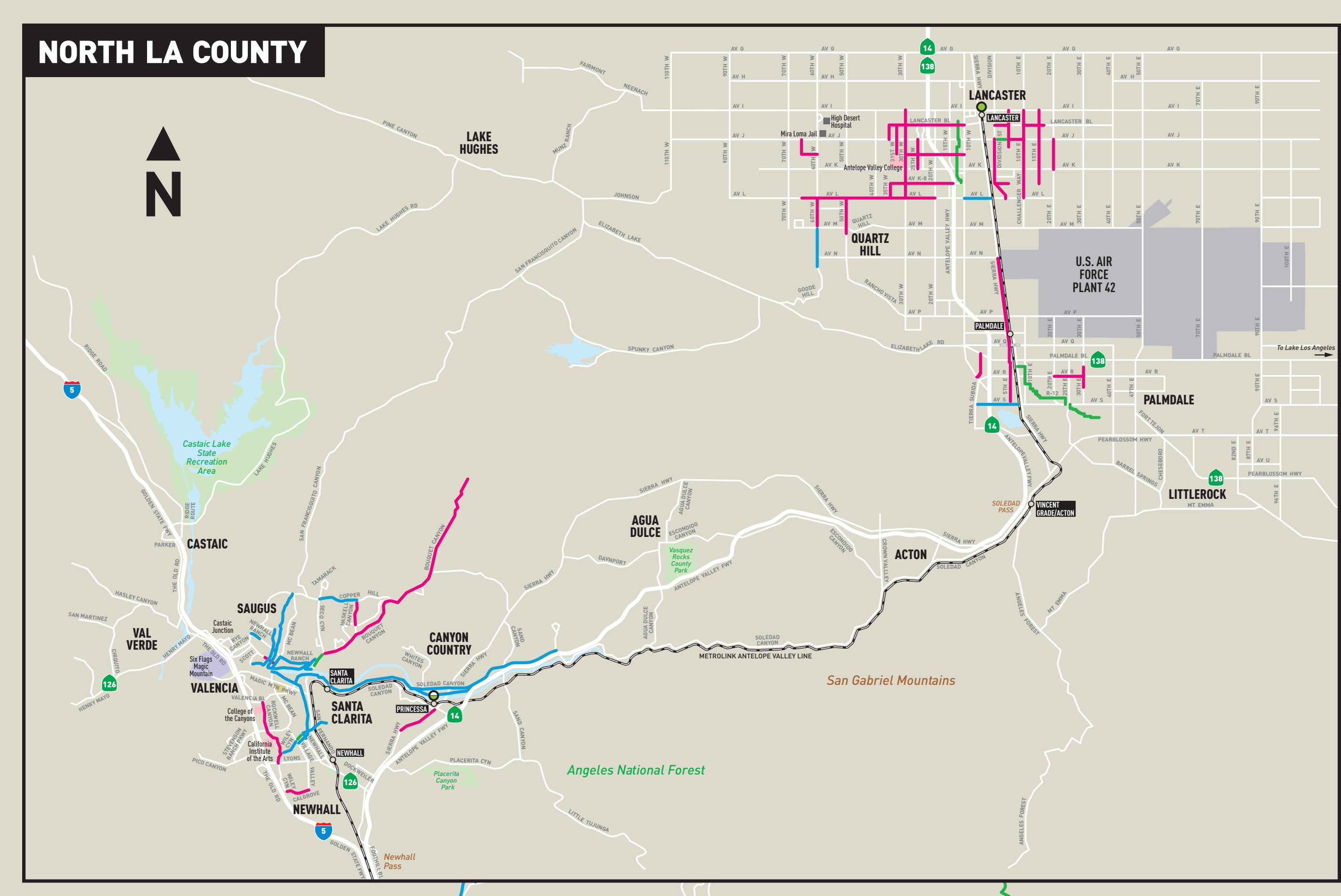
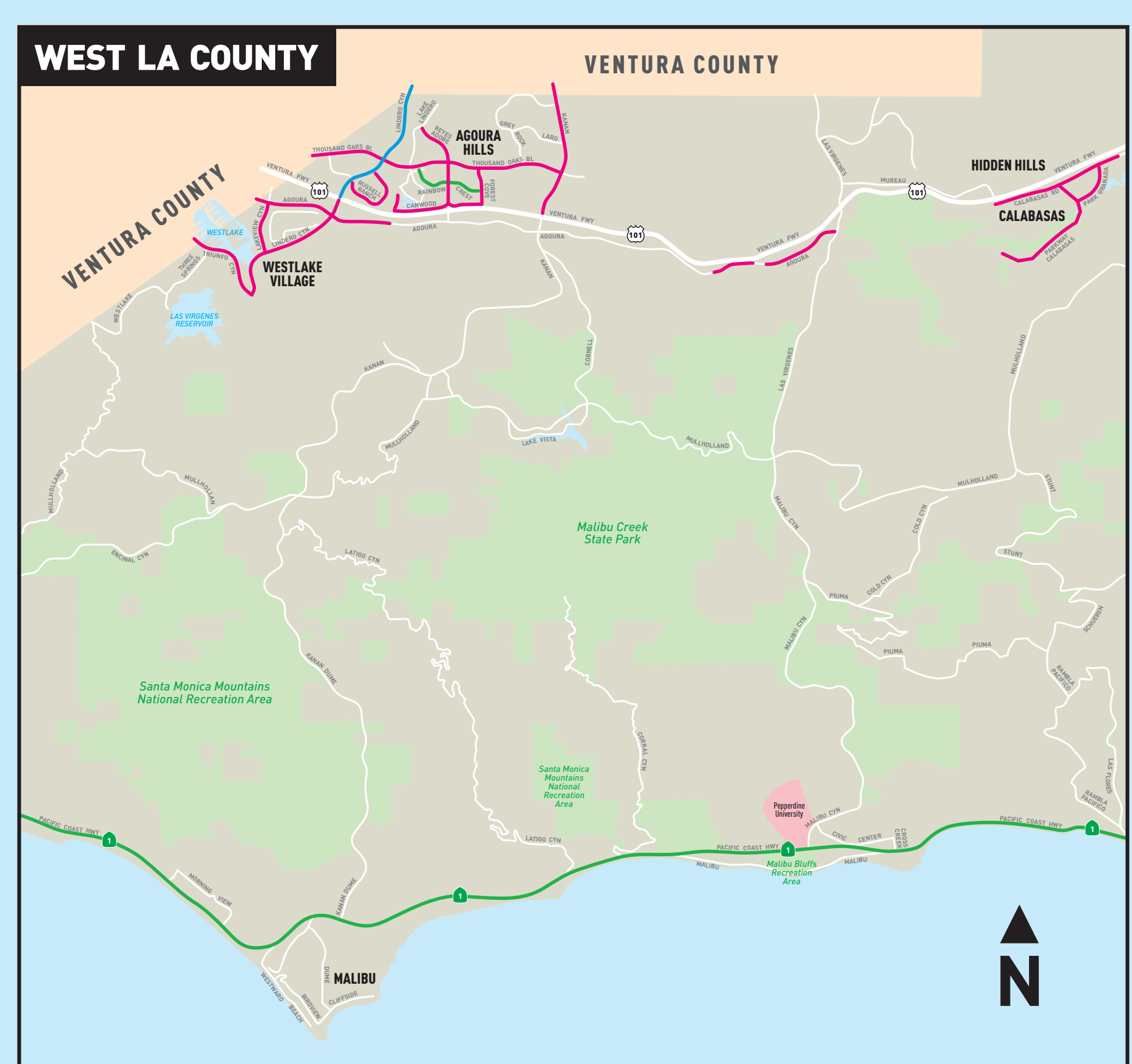
**There are no restrictions on weekends and holidays.**

**General rules for bikes on Metro Rail:**

- Do not board a train that is full
- Allow other passengers to exit and enter the train first
- Wheelchairs have priority
- Never block aisles or doors
- Do not block the operator's door
- Do not take bike down train aisles
- Always hold on to your bike; do not leave it unattended, however, in an evacuation, leave your bike
- Use elevators or stairs, not escalators
- Walk, do not ride, your bike on station platforms
- Folded bikes are permitted
- Tandem or 3-wheeled bikes are prohibited; reclining (recumbent) bikes cannot exceed 6 feet in length
- Park bikes at rail station racks; bikes chained to fences or railings may be removed
- Failure to obey bike rules may result in a citation

**NO PERMIT NEEDED**  
Permits no longer required for bikes on Metro

**A WORD OF CAUTION**  
Eating and drinking beverages are prohibited on Metro Bus and Metro Rail.



## Bike Commuting

Below are some ideas for successful bicycle commuting:

- Determine your route to work; due to road and traffic conditions bike routes are often necessarily different from driving routes
- Talk to your employer, discuss any special arrangements and locate the bike in a secure area at your workplace
- Preview your bike route by driving it, during actual commuting times to get accurate conditions and time estimates
- Perform regular maintenance checks on bike and equipment
- Maintain a healthy bicycling diet and have water/liquids readily available during your ride and even snacks for a longer cycling trip
- Dress for the occasion - wear a helmet and comfortable clothing, pack a change of clothing appropriate for the workplace and a towel to lay to freshen up when you arrive
- Get an early start as you begin your bike commute program and allow enough time to arrive for work on time

**Bike Lockers at Metro Stations**  
Bike lockers are available for rental at most Metro stations. A refundable \$50 key deposit is required. Bike Lockers are for the storage of bikes and biking-related items only. For locker rentals, call 1-800-COMMUTE or visit [metro.net/bike](http://metro.net/bike).

**Bike Commute Centers**  
Bike Commute Centers are located adjacent to Metro stations. This type of facility provides secure bicycle parking spaces for rental and offers other services that range from valet parking to access controlled bicycle rack enclosures, repairs, sales, rentals, changing facilities, restaurants, and beverages. For more information, call 1-800-COMMUTE or visit [metro.net/bike](http://metro.net/bike).

## Lost & Found

If you forget your bike...  
If you forget your bike when you leave the bus, call 313-937-8960 between 11am-4pm, Monday-Friday. Provide as much information as possible, including bus number, line number, direction of travel, time of day, bike description, bike registration markings, etc.

## Bike Resources

Metro  
1-800-COMMUTE  
[metro.net/bike](http://metro.net/bike)  
[metro.net/bike/bikefind](http://metro.net/bike/bikefind)

City of Los Angeles Department of Transportation  
Bicycle Program  
100 S. Main St, 9th Floor,  
Los Angeles CA 90014  
213-619-1144  
[biketrip.org](http://biketrip.org)

Los Angeles County Bicycle Coalition (LACBC)  
617 S. Olive St, Suite 110,  
Los Angeles CA 90014  
213-619-1144  
[labcocalition.org](http://labcocalition.org)

BikeStation Long Beach  
221 E. First St,  
Long Beach CA 90802  
561-495-8185  
[bikestation.org](http://bikestation.org)

Bike routes and other information  
[bikemetro.com](http://bikemetro.com)